



2018 Michigan Shelter Live Release Report

Source Information: Shelter Reports as filed with the Michigan Department Agriculture and Rural Development

County	Shelter			% Change	Total Intake	Adjusted Intake	Total Adopted	Total Return To Owner	Total Transferred	Total Euthanized
		2018 Live Release Rate	2017 Live Release Rate							
Oakland	Animal Welfare Society of Southeastern Michigan	100%	NA	NA	627	627	627	0	0	0
Antrim	Antrim County Pet and Animal Watch	100%	100%	0.00%	417	417	309	0	12	0
Branch	Branch County Animal Shelter	100%	100%	0.00%	238	238	15	133	90	0
Ottawa	City of Holland Department of Public Safety	100%	NA	NA	58	58	0	0	58	0
Oakland	City of Oak Park Pound	100%	100%	0.00%	161	161	0	85	76	0
Macomb	City of Warren Animal Control	100%	100%	0.00%	733	729	276	210	187	0
Wayne	City of Wayne Animal Shelter	100%	100%	0.00%	175	175	0	62	113	0
Calhoun	Companion Cats Inc.	100%	100%	0.00%	133	133	129	0	0	0
Gratiot	Dalis to the Rescue	100%	NA	NA	389	389	377	0	0	0
Wayne	Friends for Animals of Metro Detroit	100%	NA	NA	684	684	659	0	0	0
Wayne	Friends of Michigan Animals Rescue	100%	100%	0.00%	317	317	315	13	0	0
Oakland	Greenfield Animal Hospital	100%	100%	0.00%	12	12	0	6	6	0
Calhoun	Irwin Ave Animal Hospital	100%	100%	0.00%	70	70	0	29	41	0
Marquette	Ishpeming Township Animal Control	100%	100%	0.00%	25	25	0	22	3	0
Monroe	Northbound Hound	100%	NA	NA	79	79	74	0	0	0
Saginaw	Pet Angel Adoption & Rescue Inc.	100%	100%	0.00%	189	189	183	0	0	0
Sanilac	Sanilac County Humane Society	100%	100%	0.00%	324	324	307	6	3	0
Lenawee	Tecumseh Police Department Animal Shelter	100%	NA	NA	30	30	0	27	3	0
Washtenaw	Tiny Lions Lounge and Adoption Center	100%	NA	NA	267	267	267	0	0	0
Genesee	Adopt-A-Pet, Inc.	100%	100%	0.00%	1050	1050	1038	2	4	1
Macomb	I Heart Dogs Rescue and Animal Haven	100%	NA	NA	508	508	508	16	0	1
Crawford	Au Sable Valley Animal Shelter	100%	100%	-0.32%	320	320	245	67	0	1
Delta	Delta Animal Shelter	100%	100%	-0.06%	1333	1333	950	256	2	4
Huron	Thumb Animal Shelter	100%	100%	-0.11%	215	207	126	73	0	1
Macomb	Detroit Animal Welfare Group (DAWG)	99%	NA	NA	198	198	168	2	13	1
Ottawa	Headin' Home Pet Rescue	99%	NA	NA	198	198	178	0	0	1
Monroe	Humane Society of Monroe County	99%	100%	-0.37%	640	640	501	0	1	3
Gladwin	Gladwin County Animal Control/Shelter	99%	97%	2.60%	762	654	486	77	74	4
Kalamazoo	SPCA of Southwest Michigan	99%	99%	0.41%	1482	1482	1404	4	4	9
Oakland	Royal Oak Animal Shelter	99%	95%	4.71%	300	300	241	59	1	2
Oakland	Hazel Park Animal Control Shelter	99%	97%	2.08%	155	155	54	83	9	1
Oakland	Almost Home Animal Rescue League	99%	100%	-0.35%	376	376	309	93	0	3
Chippewa	Chippewa County Animal Shelter	99%	99%	0.37%	795	795	428	346	12	6


2018 Michigan Shelter Live Release Report

Source Information: Shelter Reports as filed with the Michigan Department Agriculture and Rural Development

County	Shelter	MICHIGAN PET FUND ALLIANCE		2018 Live Release Rate	2017 Live Release Rate	% Change	Total Intake	Adjusted Intake	Total Adopted	Total Return To Owner	Total Transferred	Total Euthanized
												
Newaygo	McCloud's Lake Haven			99%	99%	0.10%	485	485	485	0	0	4
Leelanau	Great Lakes Humane Society Animal Shelter			99%	NA	NA	118	118	114	0	3	1
Otsego	Otsego County Animal Control/Shelter			99%	99%	0.35%	699	699	464	222	3	6
Wayne	Shelter to Home Pet Adoption Center			99%	97%	2.36%	267	267	215	0	0	2
Oakland	K-9 Stray Rescue League Inc.			99%	100%	-0.66%	576	576	512	0	1	5
Isabella	Isabella County Animal Control			99%	91%	8.94%	951	921	522	238	152	9
Oakland	New Beginnings Animal Rescue			99%	98%	0.82%	216	216	201	0	0	2
Marquette	Upper Peninsula Animal Welfare Shelter, Inc.			99%	99%	0.20%	1183	1183	952	209	7	12
Wayne	Grosse Ile Animal Shelter			99%	NA	NA	126	126	83	11	1	1
Gogebic	Help Orphaned Pets Everywhere			99%	99%	0.37%	396	396	209	165	0	4
Missaukee	Missaukee Humane Society			99%	99%	-0.33%	555	555	482	38	2	6
Alpena	Alpena County Animal Control			99%	95%	3.92%	94	94	17	29	37	1
Wayne	Flat Rock Animal Shelter			99%	100%	-1.21%	165	165	114	49	0	2
Lenawee	Lenawee Humane Society			99%	99%	-0.15%	1082	1082	998	78	0	14
Oakland	City of Madison Heights Animal Shelter			99%	99%	-0.14%	244	244	116	106	19	3
Mason	Mason County Animal Shelter			99%	99%	0.21%	523	373	361	115	0	6
Berrien	Humane Society of Southwestern Michigan			99%	98%	0.97%	309	309	303	9	2	4
Mecosta	AuCaDo Rescue Mid Michigan			99%	99%	-0.03%	78	78	78	0	0	1
Jackson	Cascades Humane Society			99%	98%	0.84%	1370	1370	1267	37	3	17
Arenac	Arenac County Animal Control			99%	99%	0.16%	542	542	251	83	196	7
Manistee	Manistee County Humane Society			99%	NA	NA	280	280	269	1	0	4
Wayne	River Rouge Animal Shelter			98%	NA	NA	521	521	96	100	311	8
Barry	Barry County Animal Shelter			98%	95%	3.65%	886	886	781	207	23	16
Oakland	Bark Nation			98%	NA	NA	139	139	56	0	70	2
Kent	Focus on Ferals			98%	98%	0.09%	411	411	364	6	8	6
Houghton	Copper Country Humane Society			98%	98%	0.33%	554	554	554	52	3	10
Muskegon	Cat Tales Rescue			98%	NA	NA	118	118	118	0	0	2
Washtenaw	Happy Hearts Feline (combined with Jackson numbers)			98%	97%	1.17%	88	88	55	2	0	1
Manistee	Manistee County Animal Shelter			98%	94%	4.93%	107	107	6	64	41	2
Iron	Northwoods Animal Shelter			98%	95%	3.09%	383	383	256	75	24	7
Muskegon	Humane Society & Animal Rescue of Muskegon County			98%	100%	-1.80%	472	472	449	7	24	10
Clinton	Clinton County Animal Shelter			98%	NA	NA	452	438	11	114	304	9
Midland	Humane Society of Midland County			98%	98%	0.33%	2184	2184	1936	209	0	45


2018 Michigan Shelter Live Release Report

Source Information: Shelter Reports as filed with the Michigan Department Agriculture and Rural Development

County	Shelter			% Change	Total Intake	Adjusted Intake	Total Adopted	Total Return To Owner	Total Transferred	Total Euthanized
		2018 Live Release Rate	2017 Live Release Rate							
Wayne	Downriver Central Animal Control (see Wyandotte AC for	98%	99%	-1.22%	622	622	459	144	0	13
Alger	Alger County Animal Shelter	98%	98%	-0.75%	169	169	108	59	5	4
Oakland	Catfe Lounge	98%	NA	NA	506	506	499	15	0	12
Emmet	Little Traverse Bay Humane Society	98%	99%	-1.32%	503	503	507	2	0	12
Kalamazoo	Kalamazoo Animal Rescue	98%	NA	NA	761	761	751	0	1	18
Kent	Carol's Ferals	98%	98%	-0.13%	424	424	260	154	0	10
Mecosta	Animal Rescue Coalition of Mecosta County	98%	97%	1.05%	412	412	266	144	0	10
Grand Traverse	Cherryland Humane Society	98%	98%	0.02%	470	470	438	1	12	11
Livingston	Humane Society of Livingston County	98%	98%	-0.66%	648	648	605	21	28	16
Sanilac	Sanilac County Animal Control	98%	95%	3.18%	206	206	37	55	110	5
Van Buren	Al-Van Humane Society	98%	98%	-0.57%	892	892	561	66	37	17
Roscommon	Roscommon County Animal Shelter	97%	98%	-1.00%	468	468	314	209	2	14
Monroe	Friends of Companion Animals	97%	98%	-0.31%	379	379	290	0	0	8
Wayne	Wyandotte Animal Adoption Center	97%	100%	-2.70%	618	618	465	1	38	14
Ontonagon	Ontonagon County Animal Protection	97%	97%	0.37%	90	90	84	20	0	3
Shiawassee	Shiawassee County Humane Society	97%	94%	3.54%	732	732	669	6	0	20
Hillsdale	Greater Hillsdale Humane Society	97%	99%	-1.94%	529	529	381	7	84	14
Montmorency	Elk Country Animal Shelter	97%	99%	-2.24%	281	281	163	69	37	8
Wayne	Taylor Animal Shelter	97%	98%	-0.66%	1207	1187	792	273	44	34
Washtenaw	Ann Arbor Cat Clinic	97%	98%	-1.24%	96	96	96	1	0	3
Calhoun	Calhoun County Animal Center, Inc.	97%	97%	0.38%	2008	1966	1150	450	316	60
Lapeer	Pardise Animal Rescue	97%	93%	4.31%	279	279	276	5	0	9
Schoolcraft	Eva Burrell Animal Shelter	97%	94%	3.26%	212	207	130	28	26	6
Emmet	Emmet County Stray Center	97%	94%	3.37%	222	222	27	109	77	7
St. Clair	Blue Water Area Humane Society	97%	92%	5.23%	296	296	342	18	0	12
Alpena	Huron Humane Society Inc.	97%	91%	6.79%	620	620	527	93	23	17
Kalkaska	Kalkaska Animal Control Shelter	97%	91%	6.10%	354	354	225	107	1	12
Ionia	Mackenzie's Animal Sanctuary	97%	100%	-3.48%	105	105	111	0	0	4
Muskegon	Noah Project	96%	NA	NA	333	333	357	0	0	13
Clinton	Capital Area Humane Society	96%	95%	1.19%	4201	4037	3610	70	79	142
Wexford	Wexford County Animal Shelter	96%	98%	-1.93%	433	433	325	89	5	16
Kent	Vicky's Pet Connection (The Critter Cottage, LLC)	96%	99%	-2.41%	326	326	314	0	0	12
Branch	Humane Society of Branch County	96%	98%	-2.07%	312	312	356	4	5	14


2018 Michigan Shelter Live Release Report

Source Information: Shelter Reports as filed with the Michigan Department Agriculture and Rural Development

County	Shelter			% Change	Total Intake	Adjusted Intake	Total Adopted	Total Return To Owner	Total Transferred	Total Euthanized
		2018 Live Release Rate	2017 Live Release Rate							
Macomb	Serenity Animal Hospital, P.C.	96%	99%	-2.77%	511	511	436	0	0	17
Ogemaw	Ogemaw County Humane Society	96%	98%	-2.38%	217	217	141	30	2	7
Tuscola	Tuscola County Animal Control Shelter	96%	97%	-1.52%	360	357	94	87	150	14
Washtenaw	Humane Society of Huron Valley	96%	96%	-0.59%	6108	6108	4854	746	269	254
St. Clair	St. Clair County Animal Control	96%	84%	13.43%	590	590	336	207	13	25
Kent	Humane Society of West Michigan	96%	93%	2.86%	4241	3846	3531	61	6	162
Wayne	Detroit Dog Rescue	96%	95%	0.42%	351	351	286	2	14	14
Oakland	Gasow Veterinary Hospital	96%	95%	0.11%	12	12	12	31	0	2
Macomb	Sterling Heights Police Department	96%	99%	-3.19%	319	319	0	110	40	7
Macomb	Humane Society of Macomb Animal Shelter	95%	99%	-3.81%	1088	1088	859	95	0	46
Lapeer	Lapeer County Animal Control	95%	83%	14.67%	768	754	517	182	1	34
Clare	Clare County Animal Shelter	95%	95%	-0.02%	841	783	447	223	47	35
Benzie	Benzie County Animal Control and Shelter	95%	99%	-3.61%	315	315	174	93	16	14
St. Joseph	St. Joseph County Animal Control	95%	95%	0.20%	736	736	412	221	54	34
Jackson	Jackson County Animal Shelter	95%	83%	15.05%	1950	1789	995	372	336	86
Newaygo	Bellwether Harbor	95%	96%	-0.61%	124	124	115	12	7	7
Saginaw	Amazing Grace Animal Rescue	95%	NA	NA	989	989	741	31	0	41
Oakland	Michigan Humane Society (Rochester Center for Animal Care)	95%	93%	1.56%	2725	2725	2006	24	297	126
Kalamazoo	Kzoo Cat Rescue	95%	NA	NA	113	113	72	0	1	4
Charlevoix	Charlevoix County Humane Society	95%	96%	-1.24%	373	373	236	90	23	20
Oceana	Oceana County Animal Shelter	95%	94%	1.76%	554	531	335	125	46	25
Antrim	Antrim County Animal Control	94%	83%	12.88%	617	617	412	175	0	37
Monroe	Monroe Society for the Prevention of Cruelty of Animals	94%	NA	NA	114	114	32	1	1	2
Ottawa	Bestpals Animal Rescue Center	94%	100%	-5.71%	65	65	65	1	0	4
Muskegon	Faithful to Felines (West Mich. SPCA)	94%	93%	1.86%	615	615	552	6	0	34
Monroe	Monroe County Animal Control Shelter	94%	96%	-2.37%	615	615	371	229	51	40
Wayne	Grosse Pointe Animal Adoption Society	94%	92%	2.18%	544	544	333	139	15	30
Dickinson	Almost Home Animal Shelter-Dickinson County	94%	87%	8.09%	948	948	692	206	0	60
Montcalm	Peke A Tzu Rescue	93%	92%	1.40%	44	44	41	0	0	3
Wayne	Woodhaven & Trenton Animal Shelter	93%	NA	NA	429	429	284	75	30	29
Wayne	Brownstown Animal Shelter	93%	99%	-5.90%	576	559	394	90	36	39
Menominee	Menominee Animal Shelter	93%	93%	0.01%	916	916	578	244	6	63
Calhoun	Humane Society of South Central Michigan	92%	86%	7.01%	264	264	220	1	0	18


2018 Michigan Shelter Live Release Report

Source Information: Shelter Reports as filed with the Michigan Department Agriculture and Rural Development

County	Shelter			% Change	Total Intake	Adjusted Intake	Total Adopted	Total Return To Owner	Total Transferred	Total Euthanized
		2018 Live Release Rate	2017 Live Release Rate							
Ottawa	Harbor Humane Society	92%	89%	4.41%	3461	3461	2625	299	112	248
Genesee	Genesee County Animal Control	92%	89%	3.05%	2945	2602	1545	498	318	205
Wayne	Dearborn Animal Shelter	92%	90%	2.28%	2623	2576	1318	241	777	203
Eaton	Eaton County Animal Control	91%	95%	-3.52%	397	351	65	164	92	30
Livingston	Livingston County Animal Control	91%	89%	2.24%	797	767	543	165	19	71
Mackinac	Mackinac County Animal Shelter	91%	85%	7.18%	126	119	93	14	1	11
Bay	Bay County Animal Shelter & Care Center	89%	85%	4.53%	1566	1230	528	258	264	127
Macomb	Macomb County Animal Control	89%	79%	11.53%	2609	2349	1323	612	147	267
Wayne	Michigan Anti-Cruelty Society	88%	66%	33.76%	1448	1448	584	38	474	143
Ionia	Ionia County Animal Shelter	88%	93%	-5.45%	1263	1263	685	227	64	128
Cheboygan	Cheboygan County Humane Society	88%	91%	-2.93%	1079	821	515	144	0	88
Allegan	Allegan County Animal Shelter	88%	93%	-4.83%	810	785	511	0	4	70
Genesee	Humane Society of Genesee County	88%	87%	0.71%	1893	1893	1569	74	0	225
Lenawee	Addison Veterinary Clinic, PC	88%	79%	11.27%	97	97	6	49	30	12
Muskegon	Golden Years Alaskan Malamute Rescue, Inc	88%	100%	-12.50%	10	10	7	0	0	1
Gratiot	Gratiot County Animal Shelter	87%	78%	11.13%	739	739	463	134	6	89
Montcalm	Montcalm County Animal Control	87%	NA	NA	512	494	124	42	237	61
Kent	Crash's Landing (INCLS BIG SIDS)	86%	79%	8.83%	116	116	108	0	0	17
Van Buren	Van Buren County Animal Control	86%	90%	-5.18%	834	799	125	233	307	111
Iosco	Iosco County Animal Shelter	86%	71%	19.91%	678	627	501	74	85	111
Muskegon	Pound Buddies/Muskegon County Animal Control	85%	91%	-6.31%	1347	1347	550	384	241	202
Kent	Kitty Koop Cat Rescue & Adoption	85%	89%	-5.31%	25	25	11	0	0	2
Wayne	Michigan Humane Society (Berman Center for Animal Care)	84%	89%	-5.53%	5054	5054	3016	491	634	761
Osceola	Osceola County Animal Control	83%	86%	-3.16%	643	607	407	84	1	99
Oakland	Oakland County Animal Control & Pet Adoption Center	83%	82%	0.46%	3724	3398	2040	714	58	592
Oakland	Michigan Animal Rescue League	82%	83%	-1.43%	1266	1266	881	43	20	203
Ingham	Ingham County Animal Control	82%	86%	-4.62%	3017	2979	1803	478	71	527
Newaygo	Newaygo County Animal Shelter	80%	79%	0.67%	539	489	137	116	138	98
Wayne	Michigan Humane Society (Detroit Center for Animal Care)	80%	73%	9.80%	5342	5342	3098	147	897	1060
Kent	Kent County Animal Shelter	79%	61%	27.96%	4295	3631	889	705	1240	776
Saginaw	Saginaw County Animal Care Center	77%	90%	-13.59%	1798	1522	558	342	104	292
Kalamazoo	Kalamazoo County Animal Services & Enforcement	75%	72%	4.97%	2697	2104	535	523	524	522
Wayne	City of Romulus Animal Shelter	73%	62%	17.52%	751	716	297	199	16	193

2018 Michigan Shelter Live Release Report

Source Information: Shelter Reports as filed with the Michigan Department Agriculture and Rural Development

County	Shelter			% Change	Total Intake	Adjusted Intake	Total Adopted	Total Return To Owner	Total Transferred	Total Euthanized
		2018 Live Release Rate	2017 Live Release Rate							
Wayne	Detroit Animal Care and Control	69%	67%	4.13%	4820	4722	411	461	2237	1373
Wayne	Grosse Pointe Animal Clinic	66%	74%	-10.26%	105	105	21	46	1	35
Berrien	Berrien County Animal Control	58%	58%	0.78%	3029	2673	948	524	78	1124
Cass	Cass County Animal Control	58%	46%	26.67%	1476	1296	316	191	224	531
Lake	Lake County Animal Control	57%	69%	-17.50%	319	319	88	81	3	128
Alcona	Alcona Humane Society	56%	57%	-2.38%	427	427	196	41	0	190
Oakland	Bloomfield Twp Animal Shelter	NA	NA	NA	NA	NA	NA	NA	NA	NA
Kent	Happy Cat Café (foster for Carol's Ferals)	NA	NA	NA	0	0	0	0	0	0
Kent	Kelley's Heart-to-Heart Adoption Center	NA	94%	NA	NA	NA	NA	NA	NA	NA
Total		90%			143,257	137,933	88,377	18,862	13,761	13,096

Adjusted Intake = Intake minus Owner Request Destroy where ORD numbers are included in intake.

Live Release Rate = (Adopted + Return to Owner + Transferred) / (Adopted + Return to Owner + Transferred + Euthanized)

Newly licensed shelter